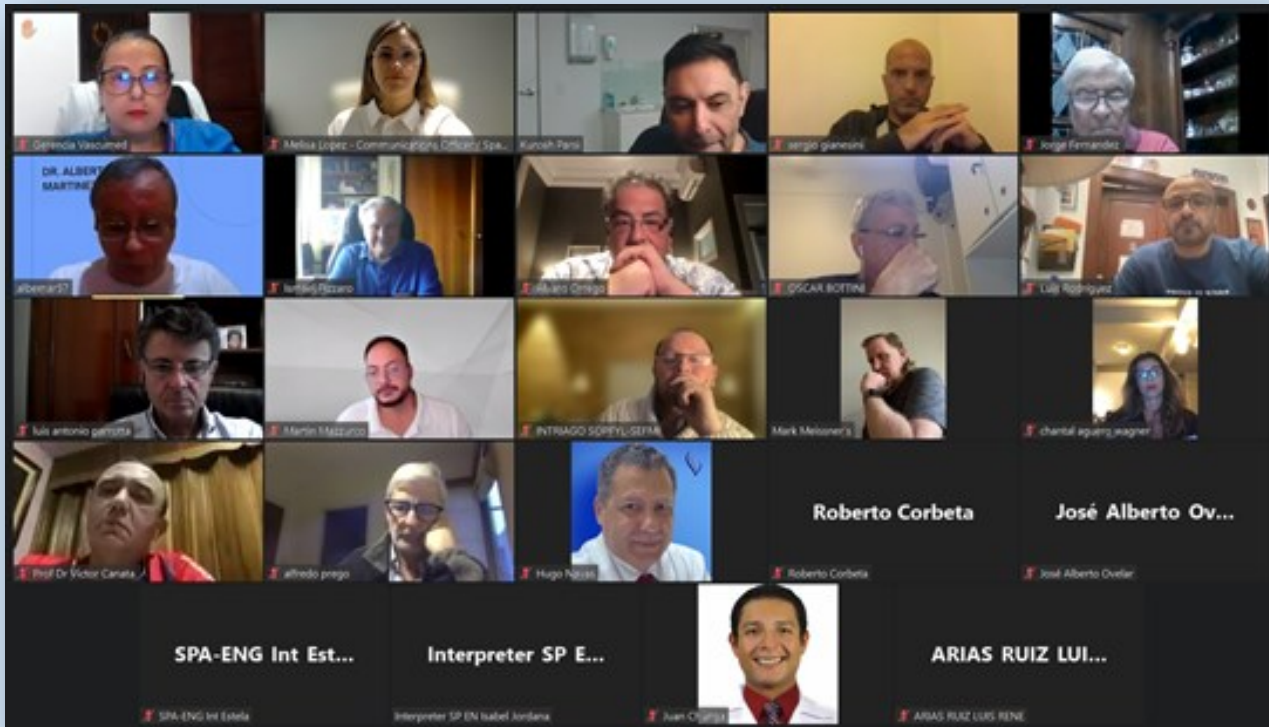


SPECIAL MEETING WITH LATIN AMERICA



Thank you for coming!

We would like to thank all the Presidents of Latin American Member Societies who participated in the Special meeting in February. The main objective of this meeting was the discussion and exchange of ideas to define representation of our member societies from Central American countries within the UIP membership.

IN THIS EDITION

1. UIP Announcements
2. In Memoriam: *Prof Dr Never Rosli*
3. UIP Education Modules
4. UIP Societies - Past, Present and Future - *Mexican Society of Angiology, Vascular & Endovascular Surgery*
5. *Phlebology Abstracts*
6. Events Calendar
7. UIP Committees Members



Abstracts open for UIP2022

<https://www.uip2022.org/abstracts/>

UIP ANNOUNCEMENTS



UIP SPEAKER'S CORNER

INVITATION FOR NEWSLETTER CONTENT

The UIP is delighted to offer all its members to report a comment in future editions of the UIP newsletter. Topics can be related to evidence based science, phlebo-lymphology advancement, problem solving in clinical practice. If you are interested in submitting a comment, send a 300 word summary to:

communications@uipmail.org

ABOUT US

The UIP Newsletter has been produced and distributed from Sydney, Australia, with the contribution of the members of the UIP.

The UIP Newsletter Editor Melisa Lopez is a professional English-Spanish Translator from Argentina, based in Sydney since 2019.

All types of contributions and enquiries are always welcome.

Advertising opportunities are available!

Communicate with us at **communications@uipmail.org**.



SPONSORSHIP OPPORTUNITIES

The UIP welcomes sponsorship for its newsletter from Industry. If you are interested in placing and advertisement or sponsoring the UIP newsletter, please contact us at:

execdirector@uipmail.org

SOCIAL MEDIA



Keep in touch!

Follow our social media accounts and make sure you will be notified of updates, deadlines and important news!



UIP ANNOUNCEMENTS



**XIX WORLD CONGRESS OF
THE INTERNATIONAL UNION OF PHLEBOLOGY**
Lütfi Kırdar Convention and Exhibition Center - ICEC / Istanbul, Turkey
12th - 16th September, 2022



CALL FOR ABSTRACTS

**You are kindly invited to
submit your abstract for
the UIP 2022.**

**Submission Deadline:
End of 4 April 2022,
23:59 (UTC +3)**

**Please visit the
congress website for
more information.**

Presentations will be in two formats: Oral or poster presentation. An oral submission might be considered as a poster presentation after committee review.

Abstracts must be submitted with 4 components: **Background, Methods, Results, Conclusion.**

All accepted presentations will be published in the "Phlebology: The Journal of Venous Disease" (impact factor 1.740)

Complete instructions for presentations will be sent with the notification of acceptance

Congress Registration is mandatory in order to be present in the congress program.

www.uip2022.org

SOLO
event

**ORGANISATION SECRETARIAT
SOLO EVENT**

Esentepe Mah. Yazarlar Sok. Şişli, 34394, Istanbul / Turkey • Phone: +90 212 279 00 20 • Fax: +90 212 279 00 35
E-mail: uip2022@soloevent.net



UIP ANNOUNCEMENTS

DISCUSSION PAPER ON THE UIP CONSTITUTION

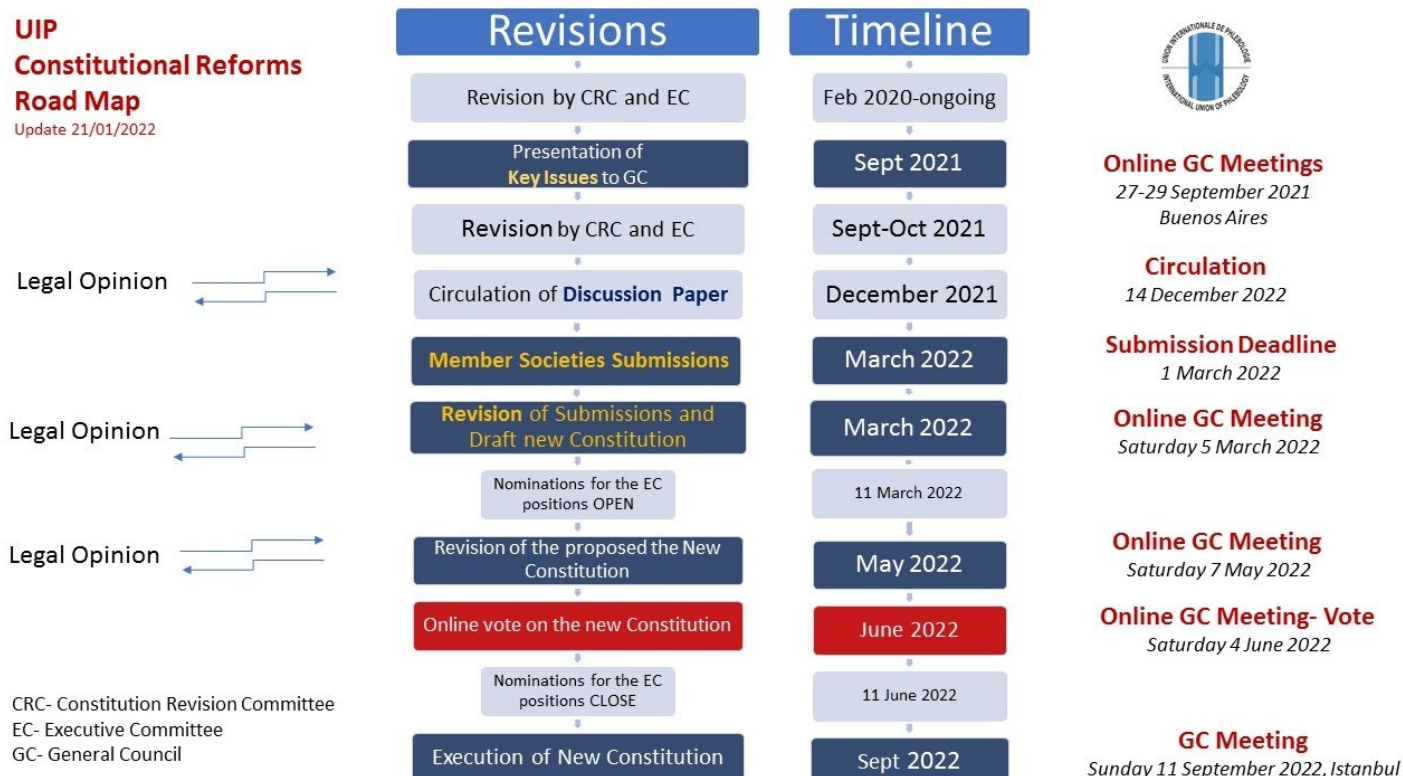
The UIP Constitutional Reform Committee and the UIP Executive Committee have been involved in a comprehensive review of the Constitution of the UIP, identifying potential areas for discussion and review. Legal opinion has been sought from two independent law firms, both of which have advised that the UIP Constitution is not legally compliant and is a historic document of no legal standing.

The process of consultation of UIP societies began in 2021, with a series of online General Council webinars aimed at introducing these topics to the General Council and collecting preliminary feedback. From these discussions, the UIP has compiled a Discussion Paper, the purpose of which is to canvas the issues by providing a framework and providing arguments for and against any proposed change.

**SUBMISSION DEADLINE
EXTENDED TO 1ST MARCH,
2022.**

UIP member societies and stakeholders are invited to make comments of the discussion paper. The link to access the discussion paper has been sent to member societies. If you have not received the link, please get back to us straight away so that we can arrange access.

Timetable for Constitutional Review



UIP ANNOUNCEMENTS



AGENDA FOR PRIVATE MEETINGS WITH UIP PRESIDENT

Since August 2021, **Prof Kurosh Parsi** has been meeting with Presidents of the UIP Member Societies with the main aim of updating everyone on the latest news, activities and various matters concerning the UIP, as well as to meet personally the representatives and Presidents of each Member Society.

We strongly recommend each Member Society to keep their **contact details updated** on their profile at the UIP Website (www.uip-phlebology.org). If unsure about your current contact details, you can check on the website or you can let **Dr David Connor** know at execdirector@uipmail.org.

If your Society has not received an invitation yet, please feel free to contact **Melisa Lopez** at communications@uipmail.org.

During the meeting, Member Societies are will discuss the following topics:

UIP – Member Society ZOOM Meeting AGENDA

UIP

Kurosh Parsi (KP), President
David Connor (DC), Executive Director
Melisa Lopez (ML), Communications Officer

Membership benefits discussion (DC)

(20 minutes)

Demonstration of the member page of the UIP Website (DC)

Can access: Y/N

Update contact details (President/Administration): Y/N

Membership list: Y/N

Demonstration of the UIP Education Modules (DC)

Demonstration of UIP Journal access (DC)

Membership

Up to date: Y/N

Membership concerns and suggestions

UIP Communications (ML)

(10 minutes)

UIP Newsletter – Invitation for content

Social Media / News

Direct contact with Communications Officer

Discussion with UIP President (KP)

(30 minutes)

Number of Phlebology Societies in your country

Nature of Membership (Multi-disciplinary/ Mostly surgical / Mostly non-surgical)

Status of Phlebology in your country (Recognised / non-recognised / sub-specialty)

Reforming the Constitution of the UIP

UIP Scientific and Education Programs

UIP World Congresses

Contact with your UIP Vice President


Your expectations of UIP Membership

Other suggestions



IN MEMORIAM

Prof Dr Never Rosli



Prof. Dr. Never Rosli, (1940/2022), born in Santa Fe, graduated as a doctor in Córdoba, began his career in Phlebology guided by Professors Saúl Umansky and César F. Sánchez.

In Córdoba, he was the founder of a Phlebological Center, which was perhaps the most advanced in Latin America at that time. Furthermore, he was a founding member of the Society of Phlebology and Lymphology of Córdoba and President.

In 1992, he was the President of the SAFYL (Argentine Society of Phlebology and Lymphology) at a national level. At a Latin American level, he was Honorary President of the

Pan American Society of Phlebology and Lymphology.

In 2001, he became the Vice President of the International Union of Phlebology (UIP) and, later in 2007, an Honorary Member.

He participated as co-author in several books. Moreover, in 1976, he was the author of the book "Varices. Sclerotherapy. Practical Phlebology", with a foreword by Prof. E. Altman Canestri; at the beginning, the book was attacked by surgeons at all costs due to its sclerotherapy concepts. Nowadays, this book is still a compulsory resource in postgraduate courses.

Prof. Dr. Never Rosli was the first to consider sclerotherapy an art rather than a usual medical technique, a concept that other authors expanded and presented over the years.

In the 90s, he began his search for the truth in foam sclerotherapy. Having achieved his objective, he presented this technique with other colleagues in a scientific conference at the Argentine Medical Association (AMA), during which he presented cases of giant varicose veins and venous aneurysms treated with this method.

We cannot fail to mention that Prof Dr Never Rosli organized sclerotherapy hierarchically and valued it at the same level as surgery and microsurgery, with the achievement of equal or better medical and aesthetic results obtained with less aggression, sequelae and costs. .

For more than 50 years, he attended and actively participated in the monthly scientific meetings of the Society (SAFYL) and in numerous national and international events, in addition to being the ineffable entertainer of dinners of our phlebological bohemia that we will not forget.

Rest in Peace, Dear Dr Never Rosli

UIP EDUCATION MODULES

The UIP is proud and excited to introduce **online phlebology educational modules** to improve and standardise education and training in phlebology across the globe.

The education modules are designed to provide a basic and standardised understanding of various aspects of phlebology. The modules provide a structured and focused learning system to better prepare trainees for fellowship or similar examinations in venous disease.

The online module system was developed as part of the Australasian College of Phlebology (ACP) training program under the auspices of the UIP. Each module covers a topic that is managed by an instructor who is an expert in the field. There is a total of 60 modules divided into:

Basic—Year 1

- Basic Sciences 1
- Clinical Sciences
- Venous Interventions 1
- Patient Management

Advanced—Year 2

- Basic Sciences 2
- Venous Interventions 2
- Venous Thromboembolism
- Conservative Management

Advanced—Year 3

- Pelvic Venous Insufficiency
- Venous Interventions 3
- Vascular Dermatology and Vascular Anomalies 1
- Lymphoedema and Lipoedema

Fellowship—Year 4

- Venous Obstruction
- Venous Interventions 4
- Vascular Dermatology and Vascular Anomalies 2

Subscription to the modules is for one-year access to all modules within the system.

UIP registrants can determine at which pace they would like to continue through the program. Should you need more time to work through the modules you will need to subscribe for another year of access to the online modular system.

Your one-year subscription will also provide you with access to the Royal Society of Medicine (RSM) online library which will assist you in completing your online modules. The RSM online library access is included in your module subscription fee (*not included free registrations from tier 2 and 3 countries or for individual courses*).

The fee for the subscription varies depending on what program you choose and the country you come from. We recommend you access the [UIP Online Education page](#) to learn more about costs.

If you have any questions about the online phlebology education modules, please email acp@phlebology.com.au

UIP SOCIETIES: Past, Present & Future

Mexican Society of Angiology, Vascular & Endovascular Surgery



Our organization was founded on September 29, 1959 under the name of "Sociedad Mexicana de Angiología" (Mexican Society of Angiology). Later, it would be called "Sociedad Mexicana de

Angiología y Cirugía Vascular y Endovascular" (SMACVE—Mexican Society of Angiology, Vascular & Endovascular Surgery).

The first president was Dr Héctor Quijano Méndez, in the period 1960-1962. Since then, a total of 32 presidents have led the SMACVE.

Currently, the president is Dr. Carlos Arturo Hinojosa Becerril, who leads the Society in the period 2021-2022. The SMACVE is made up of 422 active members and vascular surgeons in Mexico.



Our **mission** is the development of academic activities and research on topics related to Mexican vascular surgery, as well as the constant updating of research in vascular and endovascular surgery performed in different institutions in Mexico.

The **vision** of our Society is to consolidate as a group in order to study, develop, research, promote and distribute topics related to venous, lymphatic, arterial, vascular access and diabetic foot pathology.

The **main objectives** are:

- To play a scientific and educational role in favor of its members, thanks to the integration of standards of practice.
- To promote dissemination and updating supported by courses and publications.
- To propose the necessary changes and adjustments to the postgraduate programs related to our specialties in order to keep them up to date.
- To facilitate the exchange of experiences and scientific information among its members by means of national and international activities or through its publications.

In 1973, the journal *Revista Mexicana de Angiología* was officially founded, created and directed by Dr Nicolás Figueras Carrera. This journal has a national and international distribution, and currently its chief editor is Dr Javier Eduardo Anaya Ayala. The publication is available in several databases that can be accessed from anywhere in the world.

Each month, the UIP invites one Member Society to provide a brief summary of its past, present and future activities to be included in the newsletter. This month, the Thai Venous Forum / Thai Vascular Association has provided an article.

If you would like to see your society in this section, please email us at communications@uipmail.org.



UIP SOCIETIES: Past, Present & Future

Mexican Society of Angiology, Vascular & Endovascular Surgery

SMAVCE—BOARD OF DIRECTORS

President: Dr Carlos Arturo Hinojosa Becerril.

Vicepresident: Dr Leopoldo Alvarado Acosta.

General Secretary: Dr José Francisco Ibáñez Rodríguez.

Treasurer: Dr Venancio Pérez Damián.

In addition, a SMACVE newsletter is issued quarterly and, just in December 2021, its tenth edition was published, coordinated by Dr Sandra Olivares Cruz.

In October 2021, the *LIII Annual International Congress of Angiology and Vascular and Endovascular Surgery* was successfully held, which brought together a large number of angiologists and surgeons of different nationalities who reviewed and discussed current topics related to angiology. Similarly, in September 2021, the *XIII Annual Joint Meeting of University Programs in Vascular and Endovascular Topics* was held. These two summit activities are in addition to the multiple regional vascular congresses held throughout the country. We have established weekly meetings and academic sessions among all the Angiology residents of Mexico to achieve the homogenization of contents. The SMACVE has sought to reach medical students by organizing an annual symposium for them, which has free access, in order to achieve a deep approach to Angiology, which during the career may be limited.

In 2021, the last book issued by the SMACVE was published, entitled "Venous Pathology", which is part of the academic collection of the institution, and can be consulted at the following link: <http://www.incmnsz.mx/opencms/contenido/departamentos/AngiologiayCirugiaVascular/libros.html>

[libros.html](http://www.incmnsz.mx/opencms/contenido/departamentos/AngiologiayCirugiaVascular/libros.html)

Moreover, we have worked together with other Mexican and international societies with which we have consolidated an important interdisciplinary relationship, which facilitates communication and discussion of the issues that concern us, as well as the publication of articles and scientific research.

Likewise, the Young Vascular Surgeons Committee was created, which is part of the Society, and its purpose is to facilitate the integral professional development, supported in the search for projects focused on techniques and ideas that allow innovation and continuous renovation.

The SMACVE is directly involved in the generation and updating of the Mexican Clinical Practice Guidelines on Angiology and Vascular Surgery. In addition, topics of relevance to the population have been disseminated in different local and national newspapers.

In the last decade, and due to the multiple efforts of its directors and members, the Society has grown exponentially in terms of members, publications, meetings and dissemination, which has allowed it to consolidate as the best of its kind in Mexico.



HIGHLIGHTED ABSTRACT



Decreased mobility, lack of social support, haemosiderosis and use of antidepressant medications may predict recurrent venous leg ulcers within 12 months of healing: A prospective longitudinal study

Authors: KJ Finlayson, PhD, CN Parker, PhD, C Miller, PhD, HE Edwards, PhD, J Campbell, PhD

Abstract Aim

To identify clinical, medical and psychosocial predictors of venous leg ulcer recurrence within 12 months of healing.

Methods

A multi-site study was conducted in Australia in community and hospital outpatient settings. Adults with venous leg ulcers were recruited within 4 weeks of healing and data were collected on preventative treatments and health, medical, clinical and psychosocial factors. Follow-up data on recurrences were collected every 3 months until ulcer recurrence, or until 12 months after healing pending which occurred first. Factors associated with time to recurrence were analysed using a Cox proportional hazards regression model.

Design

Secondary data analysis of a multi-site, prospective longitudinal study to validate a risk assessment tool for recurrence.

Results

A sample of 143 participants was recruited (51% male, Mage = 73 years, SD 13.6). Almost half (49.6%) had an ulcer recurrence within 12 months, with a mean time to ulcer recurrence of 37 weeks (SE 1.63, 95% CI 33.7–40.1). Factors measured at the time of healing that were significant independent predictors of recurrence were: prescribed antidepressant medications ($p = .035$), presence of haemosiderosis ($p = .006$), decreased mobility (longer sitting times) ($p = .007$) and lower social support scale scores ($p = .002$). Participants who wore compression systems providing 20 mmHg or higher for at least 5 days/week were less likely to recur, although not reaching statistical significance ($p = .06$).

Conclusion

Results provide evidence that antidepressant medications, haemosiderosis, decreased mobility and lack of social support are risk factors associated with ulcer recurrence; therefore, these variables are modifiable and could guide early intervention.

ABSTRACTS

Highlighted Articles



Ultrasound examination for en-suite measurements in lipedema

Authors: Orhan Güvener, Vincenzo Ricci, Levent Özçakar

Keywords

Lipedema, ultrasound, lymphedema



A systematic review of current trends in pharmacologic management after stent placement in nonthrombotic iliac vein lesions

Authors: Daniel Veyg, Mustafa Alam, Henry Yelkin, Ruben Dovlatyan, Laura DiBenedetto, Windsor Ting

Abstract

Objective

Stenting of the iliac vein is increasingly recognized as a treatment for chronic venous insufficiency (CVI). However, the pharmacologic management after stent placement is unclear. This review was conducted to illustrate recent trends in anticoagulation and antiplatelet regimens following stent placement for nonthrombotic iliac vein lesions (NIVL).

Methods

The MEDLINE database was searched using the term "iliac vein stent." Retrieval of articles was limited to studies conducted on humans and published in English between 2010 and 2020. Studies were included that described iliac vein stent placement. Studies were excluded that contained fewer than 25 patients, performed procedures other than stent placement, did not specify the postoperative anticoagulant used, or treated lesions of thrombotic origin.

Results

12 articles were included in this review, yielding a total of 2782 patients with a male-to-female ratio of 0.77. The predominant CEAP classification encountered was C3. The most common stent used in the included studies was the Wallstent (9/12), and the most common pharmacologic regimen was 3 months of clopidogrel (6/12). Warfarin, aspirin, cilostazol, and rivaroxaban were among other agents used. Primary stent patency ranged from 63.1 to 98.3%. There was no apparent correlation between pharmacologic agent used and stent patency or subjective patient outcomes.

Conclusion

Multiple different approaches are being taken to pharmacologically manage patients following stent placement for NIVL. There is no consensus on which agent is best, nor is there a formal algorithmic approach for making this decision. Additionally, the findings in this study call into question whether anticoagulation following stenting for NIVL is necessary at all, given the similar outcomes among the different agents utilized. This review underscores the potential value of undertaking a multi-institutional prospective study to determine what is the best pharmacologic therapy following venous stent placement for NIVL.

Keywords

Iliac vein, stenting, anticoagulation, nonthrombotic iliac vein lesions



ABSTRACTS

New publications in Phlebology



Click on the name to
access the article!

Association between obesity and the aggravation of limited range of ankle mobility in chronic venous disease

Sergio Q Belczak, Rubiana Neves Ramos, Jose Maria Pereira de Godoy



Current strategies for endovascular management of varicose veins: An updated review of superficial ablation technologies

Vineeta Ojha Sanjeev Kumar



Quality-of-life assessment in patients treated with radiofrequency ablation with or without great saphenous vein recanalization

Daniele Bissacco, Chiara Malloggi, Chiara Lomazzi, Maurizio Domanin, Andrea Otero, Jr, Santi Trimarchi, Renato Casana



LIPIODOL reduces the lytic activity of detergent sclerosants in vitro

Joseph Gracé David Connor Lourens Bester Christopher Rogan Kurosh Parsi



The expression of matrix metalloproteinases and their tissue inhibitors in the vein wall following superficial venous thrombosis

Guoting Yu Kun Li Yongbo Xu Haibo Chu Hanxiang Zhan Yuxu Zhong



Combined high-resolution 3D CUBE T1-weighted imaging and noncontrast-enhanced magnetic resonance venography for evaluation of vein stenosis in May-Thurner syndrome

Shanshan Shen Chunhui Shan Yanqin Lan Yingmin Chen Jikuan Li Xiaowan Guo Hong Ji Min Li MengDi Cong



May Thurner syndrome: Sixty years later

Romulo Armenta Flores Diego Armenta-Villalobos Esteban Ramirez-Centeno Derek Harrison-Ragle Luis G Dominguez Carrillo



Comparison of mechanochemical ablation versus ligation and stripping for the treatment of incompetent small saphenous vein

Luca Apruzzi Victor Bilman Vincenzo Ardita Nicola Favia Concetta Saracino, Roberto Chiesa, Domenico Baccellieri



UPCOMING EVENTS

One of the main UIP visions is to promote productive relationships among societies. With this vision, we report both events with UIP auspices and events without, so to inform everyone about possible educational activities. The hope is also to offer a tool useful for the colleagues organizing future meetings, so to avoid overlapping among events.



MARCH 2022

Virtual Congres of the Colombian Association of Angiology and Vascular Surgery

March 24-26, 2022

Virtual

APRIL 2022

VI Congress of the Vascular Surgeons, Phlebologists and Angiologists of Ukraine

April 7-8, 2022

Odessa, Ukraine

APRIL 2022

46th Annual Congress of the Canadian Society of Phlebology

April 29-30, 2022

Montreal, QC, Canada



MAY 2022

European College of Phlebology Course

May 13-15, 2022

Krasnapolsky Hotel, Amsterdam

MAY 2022

ACP2022 - 22nd Annual Scientific Meeting of the Australasian College of Phlebology

May 20-23, 2022

Coogee, Sydney, Australia

JUNE 2022

Annual Meeting of the Benelux Society of Phlebology

June 10-11, 2022

Faculty Club Leuven, Belgium



For more information about events visit:
<http://www.uip-phlebology.org/events>

If you would like your event to appear in the UIP Newsletter, contact us at
communications@uipmail.org



UPCOMING EVENTS

JUNE 2022

21st Congress of the Portuguese Society of Angiology and Vascular Surgery

June 16-18, 2022

Altice Braga Forum, Portugal

JUNE 2022

Flebopanam 2022

June 16-18, 2022

Guayaquil, Ecuador



JUNE 2022

22nd Annual Meeting of the European Venous Forum

June 30, 2022

Venice, Italy (Hybrid)



JULY 2022

42nd Annual Meeting of the Japanese Society of Phlebology

July 7-8, 2022

Station Conference, Tokyo, Japan



SEPTEMBER 2022

64th Annual Meeting of the German Society for Phlebology

September 28, 2022

Hannover Congress Centrum

OCTOBER 2022

AVLS2022 36th Annual Congress of the American Vein and Lymphatic Society

October 13-16, 2022

New Orleans, USA

SEPTEMBER 2022

UIP2022 XIXth WORLD CONGRESS OF THE UIP

September 12-16, 2022

Istanbul, Turkey



SEPTEMBER 2023

UIP 2023 XXth WORLD CONGRESS OF THE UIP

September 17-21, 2023

Miami Beach, USA



Executive Committee

President

Prof. Kurosh PARSI (Australia)

Immediate Past President

Dr. Nick MORRISON (USA)

General Secretary

Prof. Mark MEISSNER (USA)

Assistant General Secretary

Dr. Malay PATEL (India)

Treasurer

Dr. Paul THIBAULT (Australia)

Scientific Committee Chair

Prof. Alun DAVIES (UK)

Education Committee Chair

Prof. Oscar BOTTINI (Argentina)

Vice Presidents

North America

Dr. Lowell KABNICK (USA)

South America

Prof. Victor CANATA (Paraguay)

North Europe , North Africa and Near East

Prof. Sergio GIANESINI (Italy)

South Europe

Dr. Lorenzo TESSARI (Italy)

Asia

Prof. Dong-Ik KIM (Korea)

Committees

Communications and PR

Prof. Victor CANATA (Chair, Paraguay)

Prof. Sergio GIANESINI (Italy)

Dr David CONNOR (Australia)

Conflict Resolution

Dr Paul THIBAULT (Chair)

Prof. Kurosh Parsi (Australia)

Congresses and Events

Dr Lowell KABNICK (Chair, USA)

Consensus and Guidelines

Prof. Kurosh PARSI (Chair, Australia)

Constitutional Reform

Prof. Mark MEISSNER (Chair, USA)

Prof. Victor CANATA (Paraguay)

Prof. Sergio GIANESINI (Italy)

Prof. Kurosh Parsi (Australia)

Education Committee

Prof. Oscar BOTTINI (Chair, Argentina)

Prof. Jose Antonio DIAZ (USA)

Dr Janna BENTLEY (Canada)

Prof. Willy CHI (USA)

Prof. Antonios GASPARIS (USA)

Dr Ravul JINDAL (India)

Dr Neil KHLNANI (USA)

Dr Zaza LAZARASHVILI (Georgia)

Prof. Armando MANSILHA (Portugal)

Prof. Giovanni MOSTI (Italy)

Dr. Johann Christof RAGG (Germany)

Dr Pauline RAYMOND-MARTIMBEAU
(Canada)

Dr Luis Francisco RODRIGUEZ REYES (El
Salvador)

Prof. Roberto SIMKIN (Argentina)

Dr Wassila TAHA ELKASHISHI (Egypt)

Dr Jorge Hernando ULLOA (Colombia)

Prof. Tomasz URBANEK (Poland)

Prof. Shenming WANG (China)

Prof. Mark Steven WHITELEY (UK)

Prof. Takashi YAMAKI (Japan)

Engagement Working Group

Prof. Sergio GIANESINI (Chair., Italy)

Prof. Larisa CHERNUKHA (Ukraine)

Dr Juan CHUNGA PIETRO (Peru)

Dr Bahar FAZELI (Iran)

Dr Ahmed GAWEEESH (UAE)

Dr Veronika GOLOVINA (Russia)

Dr Ernesto INTRIAGO (Ecuador)

Dr Shantonu KUMAR GHOSH (Bangladesh)

Dr Lucy MCKINNON (Australia)

Dr Maxim SHAYDAKOV (Russia)

Dr Mandy WONG (Canada)

Outreach

Dr Malay PATEL (Chair, India)

Prof. Victor Canata (Paraguay)

Dr Lowell Kabnick (USA)

Prof. Dong-Ik Kim (South Korea)

Dr Sergio GIANESINI (Italy)

Dr Lorenzo Tessari (Italy)

Scientific Committee

A/ Prof. Hernan BAUZA MORENO (Argentina)

Prof. Zhong CHEN (China)

Prof. Alun DAVIES (UK)

Dr Devenda DEKIWADIA (India)

A/ Prof. Suat DOGANCI (Turkey)

Dr Claudine HAMEL-DESNOS (France)

Prof. Nicos LABROBOULOS (USA)

Prof. Fedor LURIE (USA)

Dr Makoto MO (Japan)

Dr Marc VUYLSTEKE (Belgium)

Prof. Igor ZOLOTUKHIN (Russia)

UIP Administration



Executive Director

Dr David CONNOR

E: execdirector@uipmail.org



Communications and PR

Melisa LOPEZ

E: communications@uipmail.org



Core PCO

Nazli BAROOTIAN

E: naz.barootian@mci-group.com

International Union of Phlebology

Registered Address:

Level 5, 7 Help St,

Chatswood, NSW 2067

Australian Business Number (A.B.N.)

67 167 177 219

W: www.uip-phlebology.org

E: uip@uipmail.org

UIP SOCIETY MEMBERSHIP: *Benefits*

Did you know that as a member of UIP Society you can have access to different benefits?

- ✓ Access to **Phlebology, The Journal of venous disease** (Free access for Tier 2 and 3)*
- ✓ Access to **UIP Education Modules** (Free access for Tier 2 and 3)*
- ✓ Access to **latest news, UIP Newsletter**
- ✓ Access to **UIP Discussion Forums**

More features coming soon!



**Tier: refers to the category of membership. If unsure about the classification of your country, please check on our website.*

Accessing the Member Portal

1. Contact your society and ask them to add your name to the members of the UIP website.
2. The society uploads a membership list through their society page (Instructional Videos available online).
3. You will receive an email confirming your username and password.

Phlebology

The Journal of venous disease
Accessing *Phlebology* journal



Let your society know if you require Phlebology access*.

**fees apply for Tier 1 countries*

UIP Education Modules

Accessing the UIP Education Modules



1. Go to the [Online Education page](#).
2. Click "**Enrol Now**".
3. Complete the forms with the information requested.

UIP Discussion Forums

Accessing the UIP Discussion Forums



1. Log in the UIP website with your username and password.
2. Access the Discussion Forum through the member portal.

